ديونز آند تايدز سولوشنز

Dunes and Tides Solutions

POWERING
PRODUCTIVITY
THROUGH
AUTOMATION

PRODUCT CATALOGUE

www.duneandtides.com

ABOUT US

Dunes & Tides Solutions Company, is a leading manufacturer and solution provider specializing in Electronics Interface Modules, Custom-built Cable Assemblies, Fiber Optic Patch Panel, Patch Cords, and Interconnection Solutions for industrial automation. We serve critical sectors including Oil & Gas, Refinery, Power, Water, Process Automation, Manufacturing, and Infrastructure, delivering high-quality, reliable, and scalable products engineered for demanding environments.

Our expertise spans the design, development, and delivery of world-class electrical, networking, Fiber Optic and automation solutions that drive industrial performance with efficiency and reliability.

The company is proud to be a trusted partner to a host of discerning companies, offering wide range of process control instrumentation & automation products for varied applications.

Guided by a commitment to innovation, global quality standards, and customer success, we not only manufacture cutting-edge products but also offer strategic collaborations, and comprehensive pre-sales and post-sales support. This holistic approach ensures seamless performance, long-term value, and sustainable growth for our clients.



APPLICATIONS

Our networking, Interface & control Instrumentation products encompass a comprehensive range of high quality, precision instruments, meticulously designed to cater to the diverse needs of various industries.

We take pride in delivering a high degree of aesthetics, ergonomics, exceptional precision and reliability in each instrument, and our commitment to quality has helped establish us as a trusted name in the industry.

PRODUCTS FOR NETWORKING, INTERFACE & INSTRUMENTATION SYSTEMS

Network Cabling Solutions
Ethernet Connectivity in Automation, Data Centre

Fiber Optic LIU Solutions
Fiber Optic Connectivity in Automation, Data Centre

Industrial Signal Interface
Automation & Control Systems

Loop Powered Indicators
Process Measurement

Digital Indicators & Controllers
Process Measurement & Monitoring

Temperature Scanner
Industrial process monitoring

APPLICATIONS

Fan Monitoring & Controller
Fan fail detection & temp. monitoring

Relative Humidity & temperature monitoring Controller

Automatic Static AC Power Switching (Single Phase)

Pre-engineered Cable Assemblies System to Marshalling Interfacing

Electronics Interface Modules Marshalling to Field Interfacing

Panel Utility Components Automation panel bought outs

DRIVEN BY **INNOVATION,**
DEFINED BY **QUALITY,**
TRUSTED **WORLDWIDE.**

PRODUCT PORTFOLIO

01. Network Cabling & Optical FiberConnectivity

02. Industrial Signal Interface & Measurement Systems

03. Digital Indicators & Controllers (Panel Mount)

04. Digital Indicators & Controllers (Field Mount)

05. Loop Powered Indicators

06. Standard Relay Interface Modules

07. Passive Interface Modules

08. Electronics Interface Modules (Red. & Non-Red.)

09. Pre-engineered Cable Assemblies

10. Fan Monitoring & Controllers

11. Temperature & Humidity Indicators

12. Temperature Scanner

13. Panel Utilities Components

14. AC Static Switch (ATS)

15. Modbus Converters

16. Static Grounding Relays

17. Customised Pre-Engineered Cable Assemblies

دیونز آند تایدز سولوشنز
Dunes and Tides Solutions

NETWORK CABLING & OPTICAL FIBER CONNECTIVITY

Fiber Optic LIU- Din Mount

- Compact, Rugged & Din Mount
- Mild Steel or Aluminium Housing
- Available in 4, 6, 12 Port, Duplex Adapter
- Fully Loaded with Adapter, Pigtails
- Splicing Tray upto 24 fibres with protection sleeves
- Suitable for Corrosion free environment

Fiber Optic LIU- Rack Mount

- Rack Mount with Sliding Drawer 1U, 2U,4U
- Light weight with Aluminium Housing
- Available in 12,24,48 Port, Duplex Adapter
- Fully Loaded with Adapter, Pigtails
- Splicing Tray upto 96 fibres with protection sleeves
- Suitable for Corrosion free environment



Fiber Optic Patch Cords

- Fiber Type Single Mode (OS1/OS2) or Multi-Mode (OM1/OM2/OM3/OM4/OM5)
- Connector Types LC / SC / ST (simplex or duplex)
- Insertion Loss Typically ≤ 0.2 dB (Single Mode),
- ≤ 0.3 dB (Multi-Mode)
- Jacket Material LSZH / OFNR
- Polish Type UPC / APC (SM) and PC for MM
- Compliance Standards TIA/EIA-568, IEC 61754,
- RoHS, Telcordia GR-326

Copper Structured Cabling

- Ethernet LAN Cable CAT5e / CAT6 / CAT6A / CAT7 / CAT8 , 4 Pair Twisted, 23 AWG-32 AWG
- Jacket type UTP/STP/FTP/SFTP
- Compliance Standards ANSI/TIA-568.2-D
- ISO/IEC 11801
- STP Patch Cords CAT6/CAT6A- Custom Lengths available (0.5 to 30 Meter)

RJ45 Patch Panel and Cable Management

- Standard 19-inch rack-mount compatibility
- Patch panel height 1U (24 ports) / 2U (48 ports)
- Compatible with T568A and T568B wiring schemes
- Unshielded (UTP) or Shielded (STP/FTP) versions

RJ45 Connector & Keystone Jack

- Shielded & Unshielded RJ45 Modular Plugs
- Metallic (Nickel-Plated Zinc Alloy) Housing
- Gold-Plated Contacts (≥50µinch)
- Suitable for CAT5e / CAT6 / CAT6A
- Unshielded (UTP) or Shielded (STP/FTP)
- Supports 22–26 AWG solid and stranded copper conductors
- Keystone Jack- RJ45 CAT6/CAT6A/CAT7

INDUSTRIAL SIGNAL INTERFACE & MEASUREMENT SYSTEMS

Analog Signal Isolator (DTT-530)

- Compact Din Rail Mount Housing
- 4–20mA/0-10V Input/Output Isolated Module
- Three-way optical and galvanic isolation between Input, Output & Power Supply
- Enhanced load-driving strength on output signal.
- Aux Power Supply DC or AC (Pre specified)

Isolated Analog Signal Splitter (Dual Output) DTT-532

- Compact Din Rail Mount Housing
- Signal Input & Dual Analog Output Module (4-20mA/0-10V)
- Optical and galvanic isolation between Input, Output & Power Supply
- Front-panel zero and span adjustment for each output

Analog Pick Value Isolator (Dual Input) DTT-601/501

- Compact Din Rail Mount Housing
- Dual Input (0-10V/4-20mA) & Single Analog Output Module (4-20mA)
- Optical and galvanic isolation between Input, Output & Power Supply
- Front-panel zero and span adjustment for each output

RTD to DC Current Transducer DTT-510

- RTD Pt-100 Sensor (3- Wire Input)
- Isolated Analog Output 4-20mA
- Three-way optical and galvanic isolation between Input, Output & Power Supply
- High Accuracy & linearity to RTD Signal
- Aux Power Supply DC or AC (Pre-specified)

Thermocouple to DC Current Transducers DTT-515

- Thermocouple sensor input (J, K, R, S)
- Isolated Analog Output 4-20mA
- Three-way optical and galvanic isolation between Input, Output & Power Supply
- High Accuracy & linearity to T/C Signal
- Aux Power Supply DC or AC (Pre specified)

DC Voltage Isolator Transducer DTT-505

- Compact Din Rail Mount Housing
- DC Current (75 mV from Shunt) or DC Voltage (up to 500 VDC) Input options
- Isolated 4-20mA DC Output proportional to Input Voltage
- High load driving capacity of output signal
- Excellent linearity and accuracy

INDUSTRIAL SIGNAL INTERFACE & MEASUREMENT SYSTEMS

DC Voltage Signal Isolator DTT-535

- DC Input Voltage upto 500 VDC
- Isolated Analog Output 4-20mA/0-10VDC
- Three-way optical and galvanic isolation between Input, Output & Power Supply
- Auxiliary voltage output to drive external
- potentiometer for variable input.
- Aux Power Supply DC or AC (Pre specified)

Current to Voltage Transducer DTT-545

- Input 4-20mA DC current input
- Isolated Analog Output Voltage 0-10VDC
- Three-way optical and galvanic isolation between Input, Output & Power Supply
- High Accuracy & linearity to RTD Signal
- Aux Power Supply DC or AC (Pre specified)

Resistance Isolating Transducer DTT-540

- Variable Resistance Or Potentiometer Input
- Isolated Analog Output Voltage 4-20mA Or 0-10V DC
- Three-way optical and galvanic isolation between Input, Output & Power Supply
- Aux Power Supply DC or AC (Pre-specified)

RTD to DC Current Transducer (Dual Output) DTT-512

- RTD Pt-100 Sensor (3- Wire Input)
- Isolated Dual Analog Output (2x 4-20mA)
- Three-way optical and galvanic isolation between Input, Output & Power Supply
- High Accuracy & linearity to RTD Signal
- Aux Power Supply DC or AC (Pre specified)

Thermocouple to DC Current Transducer (Dual Output) DTT-517

- Thermocouple sensor input (J, K, R, S)
- Isolated Dual Analog Output (2 x 4 20mA)
- Three-way optical and galvanic isolation between Input, Output & Power Supply
- High Accuracy & linearity to T/C Signal
- Aux Power Supply DC or AC (Pre specified)

Resistance Multiplier (Dual-Output) Transducer (DTT-542)

- Variable Resistance Or Potentiometer Input
- Isolated Dual Analog Output (2 x 4-20mA)
- Three-way optical and galvanic isolation between Input, Output & Power Supply
- High load driving capacity for each output.
- Aux Power Supply DC or AC (Pre specified)

INDUSTRIAL SIGNAL INTERFACE & MEASUREMENT SYSTEMS

AC Voltage Isolating Transducer DTT-550

- ACVoltage input signal
- Analog DC Current or DC Voltage output options
- Three-port Optical and Galvanic Isolation between Input, Output and Power Supply
- Slim rugged DIN rail mount execution.

AC Current Isolating Transducer DTT-420

- 0 to 1A or 0 to 5A AC current signal input from CT secondary
- Output signal of 4 to 20 mA or 0 to 10 VDC.
- Excellent accuracy and linearity to input ACcurrent.
- Three-port Optical and Galvanic Isolation between Input, Output and Power Supply

Line Frequency Transducer DTT-525

- 45 to 65 Hz power line frequency input
- 4-20 mA DC isolated analog output linear to frequency
- Front accessible zero and span calibration
- High load driving capacity of output signal.

Signal Isolating Repeater (Four Outputs) DTT-534

- Various Analog and field Sensor input signal options
- Four independent and Isolated output signals
- Front accessible Zero and Span calibration for each output.
- High load driving capacity of each output
- Aux Power Supply DC or AC (Pre-specified)

Head Mount Temp. Transducer RTD Sensor (DTT-52)

- RTD Pt100 (3 Wire) Input
- Direct Sensor Head Mount
- Non-Isolated 4-20mA DC Two-wire Analog Current Output
- Front accessible zero and span Calibration

Head Mount Temp. Transducer T/C Sensor (DTT-55)

- Thermocouple sensor Input (J, K, R, S)
- Direct Sensor Head Mount
- Non-Isolated 4-20mA DC Two-wire Analog Current Output
- Front accessible zero and span Calibration

TYPICAL CONFIGURATION

INPUTS

- AC VOLTAGE
- DC VOLTAGE
- AC CURRENT
- DC CURRENT
- MAINS FREQUENCY
- RTD PT-100 (3-W)
- THERMOCOUPLE
- RESISTANCE
- ACTIVE POWER
- REACTIVE POWER
- LOAD CELLS
- LVDT SENSOR
- PULSE FREQUENCY

OUTPUTS

DTT-630 → 4 - 20 mA DC / 0 - 10 V DC (Single Output)

DTT-532 → 4 - 20mA DC / 0 - 10 V DC (Two Outputs)

DTT-534 → 4 - 20mA DC / 0 - 10 V DC (Four Outputs)

- RTD Pt-100 (3-W)
- THERMOCOUPLE

DTT-52

DTT-40

→ 4 - 20 mA DC (Two-wire)

BLOCK DIAGRAM OF ISOLATOR AND TRANSDUCER

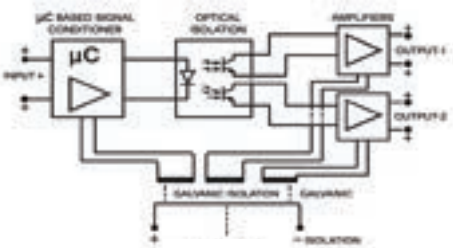

TWO WIRE CONFIGURATION

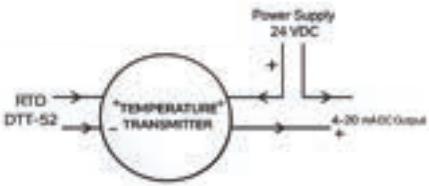

PRODUCT SELECTION GUIDE

DTT SERIES ISOLATORS AND TRANSDUCERS														
Model No.	Input								Output		Isolation	Power Supply		Dimensions [HxWxD] mm
	DC Current	AC Current	DC Voltage	AC Voltage	RTD Pt-100	Thermo-couple	Resis-tance	Freq-uency	DC Current	DC Voltage		AC Voltage	DC Voltage	
	L	U	V	H	R	T	E	F	G	O	Y	A	D	
DTT-40					√				√			2-wire		75x22x110
DTT-45						√			√			2-wire		75x22x110
DTT-52					√				√			2-wire		Head mount
DTT-55						√			√			2-wire		Head mount
DTT-405	√		√						√	√	√	√		75x55x110
DTT-405-C4	4x L		4x V						4x G	4x O	√	√		75x55x110
DTT-420		√							√	√	√	√	√	75x55x110
DTT-422		√							2x G	2x O	√	√	√	75x55x110
DTT-425								√	√	√	√	√	√	75x55x110
DTT-432	√		√						2x G	2x O	√	√		75x55x110
DTT-434	√		√		√	√	√	√	4x G	4x O	√	√		75x100x110
DTT-505			√						√		√	√	√	100x22x110
DTT-510					√				√	√	√	√	√	100x22x110
DTT-512					√				2x G	2x O	√	√	√	100x22x110
DTT-515						√			√		√	√	√	100x22x110
DTT-525								√	√	√	√	√		100x22x110
DTT-530	√								√		√	√	√	100x22x110
DTT-532	√		√						2x G	2x O	√	√	√	100x22x110
DTT-534	√		√		√	√	√	√	4x G	4x O	√	√	√	100x45x110
DTT-535			√				√		√	√	√	√	√	100x22x110
DTT-540							√		√		√	√	√	100x22x110
DTT-542							√		2x G		√	√	√	100x22x110
DTT-545	√									√	√	√	√	100x22x110
DTT-550				√					√	√	√	√	√	100x22x110
DTT-630	√		√						√	√	√	√	√	75x22x110
DTT-734	4x L		4x V						4x G	4x O	√		√	75x90x50

DIGITAL INDICATORS & CONTROLLERS (PANEL MOUNT)

Universal Indicator with upto 4 Relay Series DTAF

- DC/AC Current, DC/AC Voltage, Temperature
- sensors (RTD Pt-100 & Thermocouple) input options.
- Up to four Relay change over contacts
- Dual 4-digit LED seven-segment displays
- Analog Retransmission output option

Digital Indicator with 2 Relays & Modbus Series DTAK

- DC/AC Current, DC/AC Voltage, Temperature sensors (RTD Pt-100 & Thermocouple) input options.
- Up to two Relay change over contacts
- Data communication on RS-485 Modbus RTU option
- Analog Retransmission output.

Digital Bar Graph Indicator Series DTBMX

- Dual 100 segment LED Bar-graph and Dual 4-digit seven segment LED displays
- Single and dual channel options
- Up to 2 control relay outputs per channel
- 4-20 mA DCRetransmission per channel

Digital Indicator & Controller (72x72 mm) Series DTCY-70

- DC/AC Current, DC/AC Voltage, Temperature sensors (RTD Pt-100 & Thermocouple) input options.
- Up to two Relay change-over contacts and analog retransmission output
- 4-digit 0.5" LED seven-segment display
- ACor DCpower supply options

Digital Indicator & Controller (48x48 mm) Series DTCY-80

- DC/AC Current, DC/AC Voltage, Temperature sensors (RTD Pt-100 & Thermocouple) input options.
- Up to two Relay change-over contacts and analog retransmission output
- 4-digit 0.5" LED seven-segment display
- AC or DC power supply options

Digital Indicator & Controller (48x96 mm) Series DTCY-90

- DC/AC Current, DC/AC Voltage, Temperature sensors (RTD Pt-100 & Thermocouple) input options.
- Up to two Relay change-over contacts and
- analog retransmission output
- 4-digit 0.5" LED seven-segment display
- ACor DCpower supply options

DIGITAL INDICATORS & CONTROLLERS (PANEL MOUNT)

Digital Indicator with Modbus In/Out DTCY-95

- Analog input and RS-485 Modbus output or RS-485 Modbus input and analog output (pre-specified)
- Up to two Relay change-over contacts
- 4-digit 0.5" LED seven-segment display
- ACor DCpower supply options

Digital Indicator & Controller (96x96 mm) Series DTCY-100

- DC/AC Current, DC/AC Voltage, Temperature sensors (RTD Pt-100 & Thermocouple) input options.
- Up to two Relay change-over contacts and analog retransmission output
- 4-digit 0.5" LED seven-segment display
- ACor DCpowersupply options

Digital Indicator Controller (4" Display) Series DTCY-110

- DC/AC Current, DC/AC Voltage, Temperature sensors (RTD Pt-100 & Thermocouple) input options.
- Up to two Relay change-over contacts and analog retransmission output
- 4-digit 4" LED seven-segment display
- Field mount Weather-proof execution

Dual-Channel Digital Indicator Controller Series DTCY-120

- 4-20 mA DC and RTD (Pt-100) input signal options
- Dual 4-digit seven-segment red LED displays
- Two Relay change over contacts per channel
- Data communication on RS-485 Modbus RTU protocol

Digital Indicator DTDX-700

- AC/DC Current, AC/DC Voltage, Temperature Sensor input selection options
- Digital 3-½ digit process Indicator
- 0.5" LED seven segment display
- Front accessible zero and span calibration

Digital Indicator DTDXU-709

- DC/AC Current, DC/AC Voltage, Temperature sensors (RTD Pt-100 & Thermocouple) input options.
- Up to two Relay change-over contacts and analog retransmission output
- 4-digit 4" LED seven-segment display
- Field mount Weather-proof execution

DIGITAL INDICATORS & CONTROLLERS (PANEL MOUNT)

Digital Indicator Controller (DIN Rail) DTVX-102

- AC/DC Current, AC/DC Voltage, Temperature Sensor input selection options
- Up to two Relay change over contacts
- Analog Retransmission output option
- Compact DIN Rail mount execution

Universal PID Controller (96x96 mm) DTPX-102

- DC Current, DC Voltage, Temperature Sensor (RTD Pt-100 and Thermocouple) inputs
- Dual display for Process Value and Set value with Bar graph display of PID analog output.
- 24 VDCAuxiliary Power supply output
- Auto and Manual PID tuning options

Digital pH Meter DTApH-713

- Display range upto 14pH
- Retransmission for Temperature value
- Two control Relay outputs
- Bright dual line OLED Display

PRODUCT SELECTION GUIDE

DIGITAL INDICATORS CONTROLLERS

Model No.	Input							Output			Power Supply		Display		Exec-ution	Dimensions [HxWxD] mm
	DC Current	AC Current	DC Voltage	AC Voltage	Thermo-couple	RTD Pt-100	RS-485	DC Current	RS-485	Relays	AC Voltage	DC Voltage	LCD Display	LED Display		
	L	U	V	H	T	R	M	G	M	4	A	D	C	E		
DTAF SERIES																
DTAF-100	√		√		√	√		√			√	√		0.5" & 0.4"	P	96x96x75
DTAF-101	√		√		√	√		√		1	√	√		0.5" & 0.4"	P	96x96x75
DTAF-102	√		√		√	√		√		2	√	√		0.5" & 0.4"	P	96x96x75
DTAF-103	√		√		√	√		√		3	√	√		0.5" & 0.4"	P	96x96x75
DTAF-104	√		√		√	√		√		4	√	√		0.5" & 0.4"	P	96x96x75
DTAK SERIES																
DTAK-91	√		√		√	√		√	√	1	√	√		0.5"	P	96x48x75
DTAK-92	√		√		√	√		√	√	2	√	√		0.5"	P	96x48x75
DTAK-92V	√		√		√	√		√	√	2	√	√		0.5"	P	96x48x75

NOTE

DIN Rail mount execution – D

Panel mount execution – P

Weather-proof execution – W

Wall mount execution – A

Flame-proof execution Aluminum Alloy – X

Flame-proof execution Stainless Steel - S

PRODUCT SELECTION GUIDE

DIGITAL INDICATORS CONTROLLERS

Model No.	Input							Output			Power Supply		Display		Exec-ution	Dimensions [HxWxD] mm
	DC Current	AC Current	DC Voltage	AC Voltage	Thermo-couple	RTD Pt-100	RS-485	DC Current	RS-485	Relays	AC Voltage	DC Voltage	LCD Display	LED Display		
	L	U	V	H	T	R	M	G	M	4	A	D	C	E		
ApH-SERIES																
DTApH-713			pH			√		√	√	2	√		16X2 OLED		P	96x96x55
DX-SERIES																
DTDX-700	√	√	√	√		√		√			√	√		0.5"	P	48x96x75
DTDXU-709	√	√						√			√	√		0.5"	P	48x96x110
BMX-SERIES																
DTBMX-51	√							√		1	√			0.3"	P	80x160x150
DTBMX-52	√							√		2	√			0.3"	P	80x160x150
VX SERIES																
DTVX-102	√		√		√	√		√		2	√	√		0.5"/0.4"	D	75x55x110
PX SERIES																
DTPX-102	√		√		√	√		√	√	2	√	√		0.5"/0.4"	P	96x96x110
CY SERIES																
DTCY-70	√		√	√	√	√		√			√	√		0.5"	P	72x72x55
DTCY-72	√		√	√	√	√		√		2	√	√		0.5"	P	72x72x55
DTCY-80	√		√	√	√	√		√			√	√		0.3"	P	48x48x75
DTCY-82	√		√	√	√	√		√		2	√	√		0.3"	P	48x48x75
DTCY-90	√		√	√	√	√		√			√	√		0.5"	P	48x96x55
DTCY-92	√		√	√	√	√		√		2	√	√		0.5"	P	48x96x55
DTCY-100	√		√	√	√	√		√			√	√		0.5"	P	96x96x55
DTCY-102	√		√	√	√	√		√		2	√	√		0.5"	P	96x96x55
DTCY-110	√		√	√	√	√		√			√	√		4"	A	160x435x70
DTCY-112	√		√	√	√	√		√		2	√	√		4"	A	160x435x70
DTCY-120	2XL					2XR		2XG	√	4	√	√		0.5"	P	96x96x110
DTCY-122	2XL					2XR		2XG	√	4	√	√		0.5"	P	96x96x110

NOTE:

DIN Rail mount execution – D
Panel mount execution – P

Weather-proof execution – W
Wall mount execution – A

Flame-proof execution Aluminum Alloy - X
Flame-proof execution Stainless Steel - S

DIGITAL INDICATORS & CONTROLLERS (FIELD MOUNT)

Digital Indicator (Flameproof) DTX-70

- 4-20 mA DC Current, DC Voltage, RTD (Pt-100) or Thermocouple Input option
- PESO certified flame-proof enclosure
- Analog retransmission output
- ACor DCPower Supply option

Digital Indicator Controller (Flameproof) DTX-72X

- 4-20 mA DC Current, DC Voltage, RTD (Pt-100) or Thermocouple Input option
- Up to 2 control relay outputs
- IP66 PESO certified Flameproof enclosure
- ACor DCPower Supply option
- Suitable for Gas Groups IIA/IIB

Digital Indicator Controller (Weatherproof) DTX-72W

- 4-20 mA DC Current, DC Voltage, RTD (Pt-100) or Thermocouple Input option
- Up to 2 control relay outputs
- IP66 Industrial grade Polycarbonate enclosure with safety glass window.
- ACor DCPower Supply options

Modbus Indicator Controller (Flameproof) DTX-97X

- 4-20 mA DC Current, DC Voltage, RTD (Pt-100) or Thermocouple Input option
- Up to 2 control relay outputs
- IP66 Industrial grade Polycarbonate enclosure with safety glass window.
- ACor DCPower Supply options

PID Controller (Flameproof) DTX-102X

- 4-20 mA DC, 0-10 VDC, RTD Pt-100 and Thermocouple J,K,R,S Input selection
- Universal input selection options
- Auto and Manual PID tuning option
- 4 to 20 mA DC Retransmission / PID control
- output (selectable)
- RS-485 on Modbus RTU communication

Dual channel Indicator Controller DTX-122

- 4-20 mA DC / RTD-Pt-100 Input signal options
- 4-20mA DC retransmission output for each input
- Two Relay change over contacts per channel
- Data communication on RS-485 Modbus RTU protocol

PRODUCT SELECTION GUIDE

FIELD MOUNT DIGITAL INDICATORS CONTROLLERS																
Model No.	Input							Output			Power Supply		Display		Exec-ution	Dimensions [HxWxD] mm
	DC Current	AC Current	DC Voltage	AC Voltage	Thermo-couple	RTD Pt-100	RS-485	DC Current	RS-485	Relays	AC Voltage	DC Voltage	LCD Display	LED Display		
	L	U	V	H	T	R	M	G	M	4	A	D	C	E		
DTX-70W	√					√		√			√	√		√	W	100x90x93
DTX-70S	√					√		√			√	√		√	S	125x125x115
DTX-72X	√					√		√		2	√	√		√	X	130x140x130
DTX-72W	√					√		√		2	√	√		√	W	90x100x93
DTX-72S	√					√		√		2	√	√		√	S	125x125x115
DTX-97X	√					√		√	√	2	√	√	√		X	130x140x130
DTX-92X	√		√		√	√		√	√	2	√	√		√	X	130x140x130
DTX-120	√					√		√	√		√	√			X	130x140x130
DJX-122	√					√		√	√	4	√	√		√	X	130x140x130

NOTE:

Modular execution – M Weather-proof execution – W Flame-proof execution Aluminum Alloy – X Flame-proof execution Stainless Steel - S

LOOP POWERED INDICATORS

Loop Powered LCD Indicator DTLPI-708CX

- Standard 4 to 20 mA DC current loop powered operation (no external power supply required)
- Intrinsically Safe Ex-i certified by CIMFR and PESO certified Flameproof Exd enclosure
- Low Forward Voltage Drop
- SS mounting accessories kit

Loop Powered LED Indicator DTLPI-708EX

- Standard 4 to 20 mA DC current loop powered operation (no external power supply required)
- Intrinsically Safe Ex-i certified by CIMFR and PESO certified Flameproof Exd enclosure
- IP66 certified ingress protection
- Low Forward Voltage Drop

Loop Powered Indicator with control FLP DTLPI-73X

- Standard 4 to 20 mA DC current loop powered display (24VDC external power supply required for Relay driving)
- PESO certified Flameproof Exd enclosure (IP66)
- 4 digit, 0.7" LCD seven-segment display
- Three control Relay potential free contacts

Loop Powered LED Indicator (compact) DTMMX-708

- Standard 4 to 20 mA DC current loop powered operation (no external power supply required)
- PESO certified Flameproof Exd enclosure
- 0.4" seven-segment LED display
- Low Forward Voltage Drop

Loop Powered LED Temp Indicator DTMTX-708

- Standard 4 to 20 mA DC current loop powered operation (24 VDC loop voltage for Transmitter powering required).
- Built-in Temperature Transmitter for direct RTD sensor input
- 0.4" seven-segment LED display
- PESO certified Flameproof Exd enclosure

Loop Powered Indicator Panel Mount DTMPX-708

- Standard 4 to 20 mA DC current loop powered operation (no external power supply required)
- LCD and LED seven-segment display options
- Fully configurable for zero, span and decimal settings
- Low Forward Voltage Drop

PRODUCT SELECTION GUIDE

LOOP POWERED INDICATORS

Model No.	Input							Output			Power Supply		Display		Exec-ution	Dimensions [HxWxD] mm
	DC Current	AC Current	DC Voltage	AC Voltage	Thermo-couple	RTD Pt-100	RS-485	DC Current	RS-485	Relays	AC Voltage	DC Voltage	LCD Display	LED Display		
	L	U	V	H	T	R	M	G	M	4	A	D	C	E		
DTLPI-708CM	√							√					√	0.5"	M	66x20
DTLPI-708CX	√							√					√	0.5"	X	140x140x130
DTLPI-708EX	√							√					√	0.5"	X	140x140x130
DTLPI-708CW	√							√					√	0.5"	W	100x90x93
DTLPI-708EW	√							√					√	0.5"	W	100x90x93
DTLPI-708CS	√							√					√	0.5"	S	125x125x115
DTLPI-708ES	√							√					√	0.5"	S	125x125x115
DTLPI-73X	√							√		3			√		X	140x140x130
DTMMX-708	√							√						0.4"	X	110x110x100
DTLPI-708CPX	√							√					√	0.5"	X	48x96x75
DTLPI-708EPX	√							√					√	0.5"	X	48x96x75
DTMTX-708	√							√						0.4"	X	110x110x100

NOTE:

Modular execution – M
Wall mount execution – A
Panel mount execution – P
Flame-proof execution Aluminum Alloy – X
Weather-proof execution - W
Flame-proof execution Stainless Steel – S

STANDARD RELAY INTERFACE MODULE



DC Relay Interface Module

- 12/24 VDC Relay coil options
- Screw Terminals suitable upto 2.5Sqmm.
- No. of channels 1, 2, 4, 8, 16 & 32 for 1C/O Relay contact & 1, 2, 4, 8, 16 for 2C/O Relay Contact
- Max. permissible current 5 Amp per branch
- Mounting Din Rail



AC Relay Interface Module With Fuse Protection

- 110/230 VAC Relay coil options
- Screw Terminals suitable upto 2.5Sqmm.
- No. of channels 4, 8, 16 for 1C/O and 2C/O Relay Contact
- Max. permissible current 5 Amp per branch
- Mounting Din Rail



DC Relay Interface Module With Fuse Protection

- DC/AC Relay coil options
- Fuse & Fuse Fail Indication per channel
- Screw Terminals suitable upto 2.5Sqmm.
- No. of channels 4, 8 & 16 for 1C/O and 2C/O Relay Contact
- Max. permissible current 5 Amp per branch
- Mounting Din Rail

PASSIVE INTERFACE MODULE

ELCO Interface Module

- Industrial Interconnection Module
- Screw Terminals suitable upto 2.5Sqmm.
- No. of positions 38 & 56 Pin Male
- Max. Operating Voltage 25VAC/50VDC
- Max. permissible current 2A per branch
- Mounting Din Rail

D-Sub Interface Module

- Industrial Interconnection Module
- Screw terminals suitable upto 2.5Sq.mm.
- No. of Position 25, 37 & 50 Pin male or female
- Max. Operating Voltage 25VAC/ 30VDC
- Max. permissible current 1.5A per branch
- Mounting Din Rail

FRC Interface Module

- Industrial Interconnection Module
- Screw terminals suitable upto 2.5Sq.mm.
- No. of Position 20, 40 & 50 Pin FRC male
- Max. Operating Voltage 25VAC/ 30VDC
- Max. permissible current 1A per branch
- Mounting Din Rail

PRODUCT SELECTION GUIDE

RELAY INTERFACE MODULE						
Model No.	Description	No. of channels	Input signal	Fuse & Fuse fail LED	Relay Isolation	Relay Contact 1C/2C
DTRM-0112D1-PP	12VDC Coil, 01 Ch. 1 C/O	01	12VDC		√	1C
DTRM-0212D1-PP	12VDC Coil, 02 Ch. 1 C/O	02	12VDC		√	1C
DTRM-0412D1-PP	12VDC Coil, 04 Ch. 1 C/O	04	12VDC		√	1C
DTRM-0812D1-PP	12VDC Coil, 08 Ch. 1 C/O	08	12VDC		√	1C
DTRM-1612D1-PP	12VDC Coil, 16 Ch. 1 C/O	16	12VDC		√	1C
DTRM-3212D1-PP	12VDC Coil, 32 Ch. 1 C/O	32	12VDC		√	1C
DTRM-0112D2-PP	12VDC Coil, 01 Ch. 2 C/O	01	12VDC		√	2C
DTRM-0212D2-PP	12VDC Coil, 02 Ch. 2 C/O	02	12VDC		√	2C
DTRM-0412D2-PP	12VDC Coil, 04 Ch. 2 C/O	04	12VDC		√	2C
DTRM-0812D2-PP	12VDC Coil, 08 Ch. 2 C/O	08	12VDC		√	2C
DTRM-1612D2-PP	12VDC Coil, 16 Ch. 2 C/O	16	12VDC		√	2C
DTRM-0124D1-PP	24VDC Coil, 01 Ch. 1 C/O	01	24VDC		√	1C
DTRM-0224D1-PP	24VDC Coil, 02 Ch. 1 C/O	02	24VDC		√	1C
DTRM-0424D1-PP	24VDC Coil, 04 Ch. 1 C/O	04	24VDC		√	1C
DTRM-0824D1-PP	24VDC Coil, 08 Ch. 1 C/O	08	24VDC		√	1C
DTRM-1624D1-PP	24VDC Coil, 16 Ch. 1 C/O	16	24VDC		√	1C
DTRM-3224D1-PP	24VDC Coil, 32 Ch. 1 C/O	32	24VDC		√	1C
DTRM-0124D2-PP	24VDC Coil, 01 Ch. 2 C/O	01	24VDC		√	2C
DTRM-0224D2-PP	24VDC Coil, 02 Ch. 2 C/O	02	24VDC		√	2C
DTRM-0424D2-PP	24VDC Coil, 04 Ch. 2 C/O	04	24VDC		√	2C
DTRM-0824D2-PP	24VDC Coil, 08 Ch. 2 C/O	08	24VDC		√	2C
DTRM-1624D2-PP	24VDC Coil, 16 Ch. 2 C/O	16	24VDC		√	2C
DTRM-0824D1F-PP	24VDC Coil, 08 Ch. 1 C/O with FFI	08	24VDC	√	√	1C
DTRM-1624D1F-PP	24VDC Coil, 16 Ch. 1 C/O with FFI	16	24VDC	√	√	1C
DTRM-0824D2F-PP	24VDC Coil, 08 Ch. 2 C/O with FFI	08	24VDC	√	√	2C
DTRM-1624D2F-PP	24VDC Coil, 16 Ch. 2 C/O with FFI	16	24VDC	√	√	2C
DTRM-08110A1	110VAC Coil, 08 Ch. 1 C/O	08	110VAC		√	1C
DTRM-08110A2	110VAC Coil, 08 Ch. 2 C/O	08	110VAC		√	2C
DTRM-08230A1	230VAC Coil, 08 Ch. 1 C/O	08	230VAC		√	1C
DTRM-08230A2	230VAC Coil, 08 Ch. 2 C/O	08	230VAC		√	2C

PRODUCT SELECTION GUIDE

PASSIVE INTERFACE MODULE									
Model No.	Description	No Of connec-tions	Field side potential (24/48VDC OR 110/230 VAC)	Field Wiring	Fuse & Fuse Fail LED	Isolation	Relay Contact Configura tion	Connector Type on system side (D-SUB, FRC, ELCO)	Orientation of connector (RHS/LHS)
PIM2-D25SUB-M	25 Pin D-Sub male to Screw Terminals	25	24VDC					D-SUB	RHS
PIM2-D37SUB-M	37 Pin D-Sub male to Screw Terminals	37	24VDC					D-SUB	RHS
PIM2-FLK40-M	40 Pin FRC male to Screw Terminals	40	24VDC					FRC	RHS
PIM2-FLK50-M	50 Pin FRC male to Screw Terminals	50	24VDC					FRC	RHS
DTEL38-38M-R	38 Pin Male to Screw Terminals- RHS	38	24VDC					ELCO	RHS
DTEL38-38M-L	38 Pin Male to Screw Terminals- LHS	38	24VDC					ELCO	LHS
DTEL56-56M-R	56 Pin Male to Screw Terminals- RHS	56	24VDC					ELCO	RHS
DTEL56-56M-L	56 Pin Male to Screw Terminals- LHS	56	24VDC					ELCO	LHS

ELECTRONICS INTERFACE MODULE (Discrete Input)

Discrete Input Fuse Interface Unit With Fuse Protection & LED Indication

- Channel Density Supports 16, 32 channel modular architectures
- Field Input 24 VDC 2-wire Interrogation Inputs.
- Individual 100 mA fused field channels.
- Field wiring via robust screw terminals upto 2.5Sq.mm
- System termination using D-Sub connector for quick & error free integra-tion.
- Designed for standard DIN-rai installation

Discrete Input Relay Interface Unit With 1 C/O Relay- Compact

- Available in 16, 32 channel modular architectures
- Field Input 24 VDC 2-wire Interrogation to energise Relay.
- System Input through Relay contact
- Field wiring via robust screw terminals upto 2.5Sq.mm
- System termination using D-Sub connector for quick & error free integration.
- Designed for standard DIN-rail installation

Discrete Input Relay Interface Unit With 1 C/O Relay – Standard

- Available in 16, 32 channel modular architectures
- Field Input 24 VDC 2-wire Interrogation to energise Relay.
- System Input through Relay contact
- Field wiring via robust screw terminals upto 2.5Sq.mm
- System termination using D-Sub connector for quick & error free integration.
- Designed for standard DIN-rail installation

Discrete Input Redundant Fuse Interface Unit with Fuse Protection & LED Indication

- Channel Density Supports 16, 32 channel modular architectures
- Field Input 24 VDC 2-wire Interrogation Inputs.
- Individual 100 mA fused field channels.
- Field wiring via robust screw terminals upto 2.5Sq.mm
- System termination using D-Sub connector for quick & error free integration.
- Designed for standard DIN-rail installation

Discrete Input Red. Relay Interface Unit With 1 C/O Relay- Compact

- Available in 16, 32 channel modular archi-tectures
- Field Input 24 VDC 2-wire Interrogation to energise Relay.
- System Input through Relay contact
- Field wiring via robust screw terminals upto2.5Sq.mm
- System termination using D-Sub connector for quick & error free integration.
- Designed for standard DIN-rail installation

Discrete Input Red. Relay Interface Unit With 1 C/O Relay –Standard

- Available in 16, 32 channel modular archi-tectures
- Field Input 24 VDC 2-wire Interrogation to energise Relay.
- System Input through Relay contact
- Field wiring via robust screw terminals upto 2.5Sq.mm
- System termination using D-Sub connector for quick & error free integration.
- Designed for standard DIN-rail installation

ELECTRONICS INTERFACE MODULE (Discrete Output)

Discrete Output Relay Interface Unit 24VDC, 1 C/O Contact Pot free

- Channel Density 8, 16, 32* (Non-redundant)
- Discrete Output/ Relay Coil Voltage 24VDC.
- Accept Digital Output Source type signal.
- Relay Contact 1 C/O Potential free ensuring galvanic Isolation between field & system
- Fuse Protection 5 Amp on each contact or user to specify.
- Field termination via Screw Terminal, System termination through D-Sub Connector.
- Designed for standard DIN-rail installation

Discrete Output Relay Interface Unit 24VDC, 2 C/O Contact Pot free

- Channel Density 8, 16 (Non-redundant)
- Discrete Output/ Relay Coil Voltage 24VDC.
- Accept Source Type Digital Output signal.
- Relay Contact 2 C/O Potential free ensuring galvanic Isolation between field & system.
- Fuse Protection 5 Amp. in each contact or user to specify.
- Field termination via Screw Terminal, System termination Connector through D-Sub
- Designed for standard DIN-rail installation

Discrete Output Relay Interface Unit 24VDC, 2 C/O Relay (1 Pot free, 1 Wetted)

- Channel Density 8, 16 (Non-Redundant)
- Discrete Output/ Relay Coil Voltage 24VDC.
- Accept Source Type Digital Output signal.
- Relay Contact 2 C/O (1 Pot free & 1 Wetted)
- Fuse Protection 5 Amp. in each contact or user to specify.
- Field termination via Screw Terminal, System termination Connector through D-Sub
- Designed for standard DIN-rail installation

Discrete Output Relay Interface Unit 24VDC, 1 C/O Contact (Redundant)

- Channel Density 8, 16, 32* (Non-redundant)
- Discrete Output/ Relay Coil Voltage 24VDC.
- Accept Digital Output Source type signal.
- Relay Contact 1 C/O Potential free ensuring galvanic Isolation between field & system
- Fuse Protection 5 Amp on each contact or user to specify.
- Field termination via Screw Terminal, System termination through D-Sub Connector.
- Designed for standard DIN-rail installation



Discrete Output Relay Interface Unit 24VDC, 2 C/O Contact (Redundant)

- Channel Density 8, 16 (Non-redundant)
- Discrete Output/ Relay Coil Voltage 24VDC.
- Accept Source Type Digital Output signal.
- Relay Contact 2 C/O Potential free ensuring galvanic Isolation between field & system.
- Fuse Protection 5 Amp. in each contact or user to specify.
- Field termination via Screw Terminal, System termination through D-Sub Connector.
- Designed for standard DIN-rail installation

Discrete Output RelayInter-face Unit 24VDC, 2 C/O Relay (1 Pot free, 1 Wetted) (Redundant)

- Channel Density 8, 16 (Non-Redundant)
- Discrete Output/ Relay Coil Voltage 24VDC.
- Accept Source Type Digital Output signal.
- Relay Contact 2 C/O (1 Pot free & 1 Wetted)
- Fuse Protection 5 Amp. in each contact or user to specify.
- Field termination via Screw Terminal, System termination through D-Sub Connector.
- Designed for standard DIN-rail installation

ELECTRONICS INTERFACE MODULE (Analog Inputs & Analog Outputs)

Analog Input Interface Unit With fuse protection for 2/4 wire

- Channel Density 16 (Non-redundant)
- Discrete Output/ Relay Coil Voltage 24VDC.
- Accept Digital Output Source type signal.
- Relay Contact 1 C/O Potential free ensuring galvanic Isolation between field & system
- Fuse Protection 5 Amp on each contact or user to specify.
- Field termination via Screw Terminal, System termination through D-Sub Connector.
- Designed for standard DIN-rail installation

Analog Input Interface Unit With channel to channel Isolation

- Channel Density 8, 16 (Non-redundant)
- Discrete Output/ Relay Coil Voltage 24VDC.
- Accept Source Type Digital Output signal.
- Relay Contact 2 C/O Potential free ensuring galvanic Isolation between field & system.
- Fuse Protection 5 Amp. in each contact or user to specify.
- Field termination via Screw Terminal, System termination through D-Sub Connector.

Analog Input Red. Interface Unit With channel to channel Isolation

- Channel Density 8, 16 (Non-Redundant)
- Discrete Output/ Relay Coil Voltage 24VDC.
- Accept Source Type Digital Output signal.
- Relay Contact 2 C/O (1 Pot free & 1 Wetted)
- Fuse Protection 5 Amp. in each contact or user to specify.
- Field termination via Screw Terminal, System termination through D-Sub Connector.
- Designed for standard DIN-rail installation

Analog Output Interface Unit with fuse protection & LED Indication

- Channel Density 8, 16, 32* (Non-redundant)
- Discrete Output/ Relay Coil Voltage 24VDC.
- Accept Digital Output Source type signal.
- Relay Contact 1 C/O Potential free ensuring galvanic Isolation between field & system
- Fuse Protection 5 Amp on each contact or user to specify.
- Field termination via Screw Terminal, System termination through D-Sub Connector.
- Din Rail Mountable

Analog Output Interface Unit with channel to channel Isolation

- Channel Density 8, 16 (Non-redundant)
- Discrete Output/ Relay Coil Voltage 24VDC.
- Accept Source Type Digital Output signal.
- Relay Contact 2 C/O Potential free ensuring galvanic Isolation between field & system.
- Fuse Protection 5 Amp. in each contact or user to specify.
- Field termination via Screw Terminal, System termination through D-Sub Connector.
- Din Rail Mountable

Analog Output Red. Interface Unit With channel to channel Isolation

- Channel Density 8, 16 (Non-Redundant)
- Discrete Output/ Relay Coil Voltage 24VDC.
- Accept Source Type Digital Output signal.
- Relay Contact 2 C/O (1 Pot free & 1 Wetted)
- Fuse Protection 5 Amp. in each contact or user to specify.
- Field termination via Screw Terminal, System termination through D-Sub Connector.
- Din Rail Mountable

PRODUCT SELECTION GUIDE

ELECTRONIC INTERFACE MODULE (Discrete Input & Output)

Model No.	Description	Signal Type (DI/DO)	Channel no	Field side potential (24/48 VDC OR 110/230 VAC)	Field Wiring (2W, DIF, P, 1W1P)	Fuse & Fuse Fail LED	RELAY Isolation	Relay Contact Configuration 1C/2C	ConnectorType on system side(D-SUB 25P/37P)	Orientation of connector (RHS/LHS)
DTEM-DI1624DF	16 Channel 24VDC DI Fuse Interface Modules (2 Wire)	DI		24VDC	2W	√			25P	RHS
DTEM-DI3224DF	32 Channel 24VDC DI Fuse Interface Modules (2 Wire)	DI		24VDC	2W	√			25P	RHS
DTEM-DI1624D1C	16 Channel 24VDC DI Relay Interface Module 1 C/O (2 Wire)	DI		24VDC	2W		√	1C	25P	RHS
DTEM-DI1624D1C-2W	16 Channel 24VDC DI Relay Interface Module 1 C/O (Differencial)	DI		24VDC	DIF		√	1C	37P	RHS
DTEM-DI1624D1CF	16 Channel 24VDC DI Relay Interface Module 1 C/O with FFI (2 Wire)	DI		24VDC	2W	√	√	1C	25P	RHS
DTEM-DI1624D1CF-2W	16 Channel 24VDC DI Relay Interface Module 1 C/O with FFI (Differencial)	DI		24VDC	DIF	√	√	1C	37P	RHS
DTEM-DIR1624DF	16 Channel Redundant 24VDC DI Fuse Interface Modules (2 Wire)	DI		24VDC	2W	√			25P	RHS
DTEM-DIR3224DF	32 Channel Redundant 24VDC DI Fuse Interface Modules (2 Wire)	DI		24VDC	2W	√			25P	RHS
DTEM-DIR1624D2C	16 Channel Redundant 24VDC DI Relay Interface Module 2 C/O (2 Wire)	DI RED		24VDC	2W		√	2C	25P	RHS
DTEM-DIR1624D2CF	16 Channel Redundant 24VDC DI Relay Interface Module 2 C/O with FFI (2 Wire)	DI RED		24VDC	2W	√	√	2C	25P	RHS
DTEM-DO1624D1C	16 Channel 24VDC, DO Relay Module 1 C/O Pot free- Source type	DO		24VDC	P		√	1C	25P	RHS
DTEM-DO1624D2C	16 Channel 24VDC, DO Relay Module 2 C/O Pot free- Source type	DO		24VDC	P		√	2C	25P	RHS
DTEM-DO1624D1CF	16 Channel 24VDC, DO Relay Module 1 C/O with FFI Pot free- Source type	DO		24VDC	P	√	√	1C	25P	RHS
DTEM-DO1624D2CF	16 Channel 24VDC, DO Relay Module 2 C/O with FFI Pot free- Source type	DO		24VDC	P	√	√	2C	25P	RHS
DTEM-DO1624D1P1WF	16 Channel 24VDC, DO Relay Module 2 C/O with 1 Wetted & 1 Potfree FFI Pot free-Source type	DO		24VDC	1W1P	√	√	2C	25P	RHS
DTEM-DOR1624D1C	16 Channel 24VDC, DO Red. Relay Module 1 C/O Pot free- Source type	DO RED		24VDC	P		√	1C	25P	RHS
DTEM-DOR1624D2C	16 Channel 24VDC, DO Red. Relay Module 2 C/O Pot free- Source type	DO RED		24VDC	P		√	2C	25P	RHS
DTEM-DOR1624D1CF	16 Channel 24VDC, DO Red. Relay Module 1 C/O with FFI Pot free- Source type	DO RED		24VDC	P	√	√	1C	25P	RHS
DTEM-DOR1624D2CF	16 Channel 24VDC, DO Red. Relay Module 2 C/O with FFI Pot free- Source type	DO RED		24VDC	P	√	√	2C	25P	RHS
DTEM-DOR1624D1P1WF	16 Channel 24VDC, DO Red. Relay Module 2 C/O with 1Wetted & 1 Potfree FFI Pot free- Source type	DO RED		24VDC	1W1P	√	√	2C	25P	RHS
DTEM-DO1624D1C-2W	16 Channel 24VDC, DO Relay Module 1 C/O Pot free- Differencial	DO		24VDC	P		√	1C	37P	RHS
DTEM-DO1624D2C-2W	16 Channel 24VDC, DO Relay Module 2 C/O Pot free- Differencial	DO		24VDC	P		√	2C	37P	RHS
DTEM-DO1624D1CF-2W	16 Channel 24VDC, DO Relay Module 1 C/O with FFI Pot free- Differencial	DO		24VDC	P	√	√	1C	37P	RHS
DTEM-DO1624D2CF-2W	16 Channel 24VDC, DO Relay Module 2 C/O with FFI Pot free- Differencial	DO		24VDC	P	√	√	2C	37P	RHS
DTSM-DO1624D1C	16 Channel 24VDC, Slim DO Relay Module 1 C/O Pot free- Source type	DO		24VDC	P		√	1C	25P	RHS
DTSM-DO1624D1CF	16 Channel 24VDC, Slim DO Relay Module 1 C/O with FFI Pot free- Source type	DO		24VDC	P	√	√	1C	25P	RHS
DTSM-DO1624D1C-2W	16 Channel 24VDC, Slim DO Relay Module1 C/O Pot free- Differencial	DO		24VDC	P		√	1C	37P	RHS
DTSM-DO1624D1CF-2W	16 Channel 24VDC, Slim DO Relay Module 1 C/O with FFI Pot free- Differencial	DO		24VDC	P	√	√	1C	37P	RHS
DTSM-DO3224D1C	32 Channel 24VDC, Slim DO Relay Module 1 C/O Pot free- Source type	DO		24VDC	P		√	1C	37P	RHS

PRODUCT SELECTION GUIDE

ELECTRONIC INTERFACE MODULE (Analog Input& Output)								
Model No.	Description	Signal Type (AI/AO)	Channel no	Field Wiring (2W/4W)	Fuse & Fuse Fail LED	Isolation	Connector Type on system side (D-SUB 25 /37P)	Orientation of connec-tor (RHS/ LHS)
DTEM-AI08F-2W4W	08 Channel AI Fuse Interface Modules for 2 Wire or 4 Wire field signals	AI	8	2W/4W	√		25P	RHS
DTEM-AI16F-2W4W	16 Channel AI Fuse Interface Modules for 2 Wire or 4 Wire field signals	AI	16	2W/4W	√		37P	RHS
DTEM-AI16F-4W	16 Channel AI Fuse Interface Modules for 4 Wire field signals	AI	16	4W	√		37P	RHS
DTEM-AI08ISO-2W4W	08 Channel AI Isolation Modules for 2 Wire or 4 Wire field signals	AI	8	2W/4W		√	25P	RHS
DTEM-AIR08ISO-2W4W	08 Channel AI Red. Isolation Modules for 2 Wire or 4 Wire field signals	AI	8	2W/4W		√	25P	RHS
DTEM-AO08F	08 Channel AO Fuse Interface Modules for 2 Wire or 4 Wire field signals	AO	8	2W/4W	√		25P	RHS
DTEM-AO08ISO-2W4W	08 Channel AO Isolation Modules for 2 Wire or 4 Wire field signals	AO	8	2W/4W		√	25P	RHS
DTEM-AOR08ISO-2W4W	08 Channel AO Red. Isolation Modules for 2 Wire or 4 Wire field signals	AO	8	2W/4W		√	25P	RHS

PRE-ENGINEERED CABLE ASSEMBLY

KEY FEATURES

- Compatible with multiple connector options: FRC / D-Sub / ELCO Manufactured in user-specified cable lengths to suit installation requirements
- High-quality outer sheath options available in FRLS and LSZH for enhanced safety and compliance
- Available cable cross-sections: 0.25 sq.mm / 0.34 sq.mm / 0.5 sq.mm
- Factory-terminated and tested to ensure consistent performance and reduced installation time

TECHNICAL ADVANTAGES

- Ensures reliable signal transmission with minimal losses
- Improves system reliability by eliminating on-site wiring errors
- Suitable for control, signal, and low-power applications
- Robust construction for long service life in industrial environments

APPLICATIONS

- PLC and control panel wiring
- I/O module interconnections
- Relay and interface modules
- Industrial automation and instrumentation systems

CUSTOMIZATION OPTIONS

- Connector type and pin configuration as per customer requirement
- Cable length and labeling as specified
- Optional shielding and special jacket materials on request
- End-to-end continuity and insulation testing before dispatch

FAN MONITORING & CONTROLLERS

Fan Monitoring & Controller for 2 Fans

- Buit in high precision Temperature Sensor for displaying the ambient temperature inside the cabinet
- Wide Input Power Supply Range 90 270VAC
- Common Alarm Relay Contact for Fan failure
- Alarm Relay Contact for Temperature set point exceedance.
- Built-in Auto-Current Sensing feature.
- 4–20 mA retransmission analog output

Fan Monitoring & Controller for 4 Fans

- Buit in high precision Temperature Sensor for displaying the ambient temperature inside the cabinet
- Wide Input Power Supply Range 90-270VAC
- Common Alarm Relay Contact for Fan failure
- Alarm Relay Contact for Temperature set point exceedance.
- Built-in Auto-Current Sensing feature.
- 4–20 mA retransmission analog output
- DIN-rail mountable design

Fan Monitoring & Controller for 2 Fan with Input Power Supply Redundancy.

- Buit in high precision Temperature Sensor for displaying the ambient temperature inside the cabinet
- Redundant Input Power Supply.
- Common Alarm Relay Contact for Fan failure
- Alarm Relay Contact for Temperature set point exceedance.
- Built-in Auto-Current Sensing feature.
- 4–20 mA retransmission analog output
- DIN-rail mountable design

TEMPERATURE INDICATORS

Temperature Indicators with 4-20mA Re-transmission & 1 contact DTTM-80

- Buit in high precision Temperature Sensor for displaying the ambient temperature inside the cabinet
- Digital Display for Temperature Indication
- Single Alarm Relay Contact for Temperature set point exceedance.
- 4–20 mA retransmission analog output
- DIN-rail mountable design

Temperature Indicators with 4-20mA Re-transmission & 2 Relay contact DTTM-82

- Buit in high precision Temperature Sensor for displaying the ambient temperature inside the cabinet
- Digital Display for Temperature Indication
- Dual Alarm Relay Contact for 2 Temperature set points.
- 4–20 mA retransmission analog output
- DIN-rail mountable design

Temperature Indicators with 1 Relay contact (DTTM-70)

- Buit in high precision Temperature Sensor for displaying the ambient temperature inside the cabinet
- Redundant Input Power Supply.
- Common Alarm Relay Contact for Fan failure
- Alarm Relay Contact for Temperature set point exceedance.
- Built-in Auto-Current Sensing feature.
- DIN-rail mountable design

TEMPERATURE & HUMIDITY INDICATORS

Relative Humidity & Temp Contr. + RH Probe DTRHT-104

- Humidity and Temperature Indication
- Relay Control and Retransmission for RH and Temp
- Extended Probe for RH and Temp
- Up to four control relay outputs

RH+T Indicator Transmitter DTRHT-122

- Bright OLED Display for both parameters
- Data communication on Modbus RTU
- Built-in precision RH+T Sensor
- Two 4 to 20 mA retransmission signals for RH and Temperature

Compact RH + Temp Indicator DTRHT-120

- Bright OLED alphanumeric Display
- AC power supply operation with power adaptor
- Built-in precision RH and Temperature Sensors
- Dual Temperature Sensor option with extendable cable

PANEL UTILITIES COMPONENTS

Thermostat

- Available configurations:
- Normally Open (NO)
- Normally Closed (NC)
- Dual Thermostat (NO + NC)
- Used for temperature control in electrical panels and enclosures
- Helps prevent condensation, overheating, and component failure
- Adjustable temperature setting with clear scale indication
- DIN-rail mounting with compact form factor

Industrial Sockets DIN mount

- Country-specific and universal socket options available
- Supported socket types include:
- Universal Socket – AC30
- Type-F (Schuko)
- Type-G
- Other international standards on request
- DIN-rail mountable design for easy panel installation
- Robust construction for industrial environments
- Suitable for powering service tools, laptops, and maintenance equipment inside panels

Panel LED Lights

- Power range: 3 Watt to 15 Watt
- Provides uniform illumination inside control panels
- Low power consumption with high luminous efficiency
- Long service life and maintenance-free operation
- Easy installation with DIN-rail or screw mounting options

AC STATIC SWITCH (ATS)

Static Power Switch - 21 Ampere DT-ATS-21A

- Up to 21 Ampere load current rating
- Ultra-high speed Opto-Thyristor switching of inputs
- Digital Display for Input Voltages and Output
- Current monitoring
- 110 VAC / 230 VAC Single Phase Power Supply inputs

Static Power Switch - 31 Ampere DT-ATS-31A

- Up to 31 Ampere load current rating
- 110 VAC / 230 VAC Single Phase Power
- Supply inputs
- Ultra-high speed Opto-Thyristor switching
- One Control Relay output for remote power fail alarm

Static Power Switch - 41 Ampere DT-ATS-41A

- Up to 41 Ampere load current rating
- Control Relay output for remote power fail alarm
- Ultra-high speed Opto-Thyristor switching
- Automatic recovery after power failure resumption

Static Power Switch - 51 Ampere DT-ATS-51A

- 110 VAC / 230 VAC Single Phase Power
- Supply inputs
- Relay change over contacts on Input switching
- Up to 51 Ampere load current rating
- Automatic recovery after power failure resumption

Static Power Switch - 61 Ampere DT-ATS-61A

- Upto 65 Ampere maximum load rating
- Ultra high speed Opto-Thyristor switching
- 110 VAC / 230 VAC Single Phase Power
- Supply inputs
- Control Relay output for remote power fail
- alarm

Static Power Switch 21 & 31 Ampere DT-ATS-21A-D and 31A-D

- Up to 21 Ampere and 31 Ampere load current rating
- Industrial grade DIN Rails mounting ABS enclosure
- Digital Display for Input Voltages and Output
- Current monitoring
- 110 VAC / 230 VAC Single Phase Power Supply

MODBUS CONVERTERS

Modbus Converters DTMOD-48

- 5-Analog input signals and 8-Digital input signals
- Modbus RTU or Modbus TCP/IP protocol Output
- Isolation level of 1500 V AC for Digital inputs.
- Compact DIN Rail mount execution

Modbus RTU Interface Module DTMOD-7332

- 7-Analog input signals and 3-Digital input signals
- 3 Analog output signals
- Two control relay outputs
- Modbus RTU or Modbus TCP/IP protocol Output

Modbus Interface Modules DTMOD-310

- 4-Analog input signals
- Modbus RTU or Modbus TCP/IP protocol Output
- Universal AC Power Supply
- Compact DIN Rail mount execution

STATIC GROUNDING RELAYS

Resistance based FLP Earthing Relay DT-SGR-250-SX

- Microcontroller based Intrinsically Safe Exi certified design
- Vehicle Recognition system
- PESO certified Exd Explosion-proof enclosure
- Safety Relay interlock for loading/ unloading operations

Res. + Cap. based FLP Earthing Relay DT-ISGR-820-X

- Microcontroller based Intelligent Vehicle recognition system
- Intrinsically-safe Ex-i certified design
- PESO certified Exd flameproof enclosure
- Data communication on RS485 Modbus RTU

Resistance based Earthing Relay Module DT-SGR-250-M

- Microcontroller based intrinsically safe Exi certified design
- Vehicle Recognition system
- Two or five relay changeover contacts option
- Alarm indication on front panel

CUSTOMISED PRE-ENGINEERED CABLE ASSELBLIES & FTAS FOR

HONEYWELL C300/ML200/PLANT CRUISE/HC900/SAFETY MANAGER



Minimised wiring effort

Pluggable connectors and cables minimise the on site wiring effort.

Excellent flexibility

The pre-assembled cables can be manufactured with different cross sections and in different lengths of up to 50 m.

Wide range of interface (FTA)

D&T interfaces offer a large variety of functions such as LED indicators, insulators, relays or fuses for all the I/O cards..

Plug & Play interface solutions includes below features

Digital/Analog I/O

Digital & Analog Input Output FTA as well as Electronics interface signals

Modular FTAs

Various type of FTA/EIM available with the options of Screw/tension clamp terminals, LED indicators, Slim Relay, Fuse protection DIN-rail housing for HC900, C300, ML200, PLANT CRUISE

Customised Cable solutions

for Honeywell Safety Manager system

Key Benefits

Customized Cable Lengths

Tailored to specific application need

Shielde Assemblies

Pre-made, shielded, and labeled for signal integrity

Fast Installation

Plug-ready assemblies minimize wiring and setup time

Tested & Labeled

Function-tested with clear tagging and documentation

SELECTION GUIDE FOR PRE-ASSEMBLED CABLES & FTA FOR

HONEYWELL C300 IOTA'S/PLANT CRUISE

Honeywell IOTA		Pre-assembled cables		FTA (D & T Interfaces)		
Channel no	Card No	Cable Type	Units / IOTA	Channel No	Part No	Units / IOTA
32 DI	CC-TDIL01 CC-TDIL11 CC-TDIL51 CC-TDIL61 8C-TDILA1 8C-TDILB1	DTCBL-C300-C32B-UNI- D37F-XX	2	16	DTFTA-C300-16UNI-72-XOR DTFTA-C300-16UNI-72-XOL DTFTA-C300-16UNI-42-XOR DTFTA-C300-16UNI-42-XOL DTFTA-C300-16UNI-C32-XOR DTFTA-C300-16UNI-C32-XOL DTEM-DI1624D1C-2W DTEM-DI1624D1CF-2W	2
32 DO	CC-TDOB01 CC-TDOB11 CC-TDOD51 CC-TDOD61	DTCBL-C300-C32B-UNI-D37F-01	2	16	DTFTA-C300-16UNI-72-XOR DTFTA-C300-16UNI-72-XOL DTFTA-C300-16UNI-42-XOR DTFTA-C300-16UNI-42-XOL DTFTA-C300-16UNI-C32-XOR DTFTA-C300-16UNI-C32-XOL DTEM-DO1624D1C-2W DTEM-DO1624D2C-2W DTEM-DO1624D1CF-2W DTEM-DO1624D2CF-2W DTSM-DO1624D1C-2W DTSM-DO1624D1CF-2W	2
16 AI	CC-TAIX01 CC-TAIX11 CC-TAIX51 CC-TAIX61	DTCBL-C300-C36B-AISE-D37F-01	1	16	DTFTA-C300-16AIS-72-XOR DTFTA-C300-16AIS-72-XOL DTFTA-C300-16UNI-42-XOR DTFTA-C300-16UNI-42-XOL DTFTA-C300-16AIS-C36-XOR DTFTA-C300-16AIS-C36-XOL	1
16 AI DIFFERENTIAL	CC-TAID01 CC-TAID11	DTCBL-C300-C48B-AIDF-D48F-01	1	16	DTFTA-C300-16AID-42-XOR DTFTA-C300-16AID-42-XOL DTFTA-C300-16AID-72-XOL DTFTA-C300-16AID-72-XOR DTFTA-C300-16AID-C48-XOR DTFTA-C300-16AID-C48-XOL	1
16 AO	CC-TAOX51 CC-TAOX01 CC-TAOX11 CC-TAON01 CC-TAON11 CC-TAOX61	DTCBL-C300-C32B-UNI-D37F-01	1	16	DTFTA-C300-16UNI-72-XOR DTFTA-C300-16UNI-72-XOL DTFTA-C300-16UNI-42-XOR DTFTA-C300-16UNI-42-XOL DTFTA-C300-16UNI-C32-XOR DTFTA-C300-16UNI-C32-XOL	1

NOTE:

1. DI& DO FTA's are available with fuse protection, LED Indicator per channel or Relay Isolation
2. XX indicates the length of Cable in Mtr. User to specify.

SELECTION GUIDE FOR PRE-ASSEMBLED CABLES & EIM FOR

HONEYWELL ML200/HC900

Honeywell ML200/HC900		Pre-assembled cables		EIM (D & T Interfaces)		
Channel no	Card No	Cable Type	Units / IOTA	Channel No	Part No	Units / IOTA
16 DI Source/ Sink	ML200: MLI-D22A HC900: 900G02	ML200: DTCBL-MLD22A-FAO-DI-D25F-XX HC900: DTCBL-HC9G02-FAO-DI-D25F-01	1	16	DTEM-DI1624DF DTEM-DI1624D1C DTEM-DI1624D1CF DTEM-DIR1624DF DTEM-DIR1624D1CF	1
32 DI Source/ Sink	ML200: MLI-D24A HC900: 900G32	ML200: DTCBL-MLD24A-FCN40-DI-2D25F-01 HC900: DTCBL-HC9G32-FAO-DI-D25F-01-X DTCBL-HC9G32-FAO-DI-D25F-01-Y	2	16/32	DTEM-DI1624DF DTEM-DI1624D1C DTEM-DI1624D1CF DTEM-DIR1624DF DTEM-DIR1624D1CF DTEM-DI3224DF DTEM-DIR3224DF	2/1 16CH- 2 32CH-1
16 DO Source Type	ML200: MLQ-TR2B HC900: 900H02	ML200: DTCBL-MLTR2B-FAO-DI-D25F-01 HC900: DTCBL-HC9H02-FAO-DI-D25F-01-	1	16	DTEM-DO1624D1C DTEM-DO1624D2C DTEM-DO1624D1CF DTEM-DO1624D2CF DTEM-DO1624D1P1WF DTEM-DOR1624D1C	1
32 DO Source Type	ML200: MLQ-TR4B HC900: 900H32	ML200: DTCBL-MLTR4B-FCN40-DO-2D25F-01 HC900: DTCBL-HC9H32-FAO-DO-D25F-XX-X DTCBL-HC9H32-FAO-DO-D25F-XX-Y	2	16	DTEM-DO1624D1C DTEM-DO1624D2C DTEM-DO1624D1CF DTEM-DO1624D2CF DTEM-DO1624D1P1WF DTEM-DOR1624D1C	2
8 AI	ML200: MLF-AC8A HC900: 900A01	ML200: DTCBL-MLAC8A-FAO-AI-D25F-01 HC900: DTCBL-HC9A01-FAO-AI-D25F-01	1	8	DTEM-AI08F-2W4W DTEM-AI08ISO-2W4W DTEM-AIR08ISO-2W4W	1
16 AI	ML200: MLF-AD16A HC900: 900A16	ML200: DTCBL-MLAD16A-FAO-AI-D37F-01 HC900: DTCBL-HC9A16-FAO-AI-D37F-01	1	8/16	DTEM-AI08F-2W4W DTEM-AI08ISO-2W4W DTEM-AIR08ISO-2W4W DTEM-AI16F-4W	2/1 8CH-2 16CH-1
8 AO	ML200: MLF-DC8A HC900: 900B08	ML200: DTCBL-MLDC8A-FAO-AO-D25F-01 HC900: DTCBL-HC9B08-FAO-AO-D25F-01	1	8	DTEM-AO08F DTEM-AO08ISO-2W4W DTEM-AOR08ISO-2W4W	1

NOTE:

1. DI/DO Electronic Interface modules are available with fuse protection, LED Indicator per channel or Relay Isolation for Non Redundant as well as Redundant solution
2. Per one Redundant module no of prefab cable count get double for Ex. If you select 16 channel redundant module then you will get two nos of 16 channel Prefab cable to achieve the redundancy (In part no R stands for Redundancy: DIR/DOR/AIR/AOR)
3. XX indicates the length of Cable in Mtr. User to specify.

CUSTOMISED PRE-ENGINEERED CABLE ASSELBLIES & FTAS FOR

EMERSON DELTAV/ OVATION/ CHARMS BASE

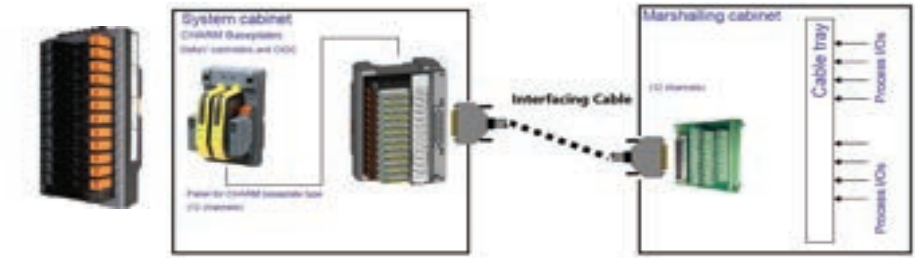

Minimised wiring effort

Pluggable connectors and cables minimise the on site wiring effort.

Excellent flexibility

The pre-assembled cables can be manufactured with different cross sections and in different lengths of up to 50 m.

Interface Solution for Charms Base plate

D&T interfaces offer plug & play Adapter as well as FTA solution for charms base plate for all I/O signals.

Plug & Play interface solutions includes below features

Digital/Analog I/O

Digital & Analog Input Output FTA as well as charms Adapter solution for all IO signals

Modular FTAs

Various type of FTA/EIM available with the options of Screw/ tension clamp terminals, LED indicators, Slim Relay, Fuse protection DIN-rail housing for DELTA V as well as Ovation

Customised Cable solutions

Available on request.

Key Benefits

Customized Cable Lengths

Tailored to specific application need

Shielded Assemblies

Pre-made, shielded, and labeled for signal integrity

Fast Installation

Plug-ready assemblies minimize wiring and setup time

Tested & Labeled

Function-tested with clear tagging and documentation

SELECTION GUIDE FOR PRE-ASSEMBLED ADAPTERS,CABLES & FTA FOR

EMERSON CHARMS BASE PLATE

SL. No.	CHARM IO Type	Wiring details	Channel NO	Cable Core Size	DT FTA Model No.	DT Baseplate Adaptor Model No.	DT Prefab Cable
1	**DCS-AI 2W**	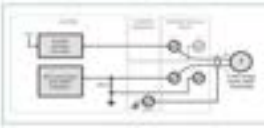	12	0.14mm^2	DT-INT-SUBD25M-243	DTADPTR-D25-0012	DT-CBL-1586-1-XX
2	**DCS-AI 3W**	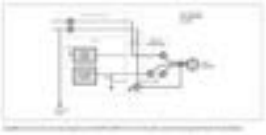	12	0.82mm^2	DT-INT-2DMCV-363	DTADPTR-2DMCV-0234	DT-CBL-1749-1-2-XX
3	**DCS-AO**	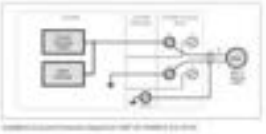	12	0.14mm^2	DT-INT-SUBD25M-243	DTADPTR-D25-0012	DT-CBL-1586-1-XX
4	**DCS-DI**	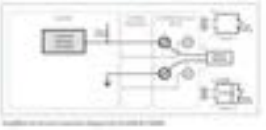	12	0.14mm^2	DT-INT-SUBD25M-243	DTADPTR-D25-0012	DT-CBL-1586-1-XX
5	**DCS-DO High Side**	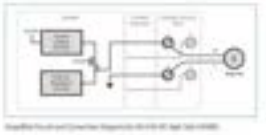	12	0.14mm^2	DT-INT-SUBD25M-243	DTADPTR-D25-0012	DT-CBL-1586-1-XX
6	**DCS-DO Isolated with Fuse Injected Power**	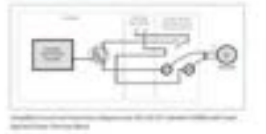	12	0,82mm^2	DT-INT-2BLT12-242	DTADPTR-2BLT-0024	DT-CBL-1587-1-2-XX

SELECTION GUIDE FOR PRE-ASSEMBLED ADAPTERS,CABLES & FTA FOR

EMERSON CHARMS BASE PLATE

SL. No.	CHARM IO Type	Wiring details	Channel No	Cable Core Size	DT FTA Model No.	DT Baseplate Adaptor Model No.	DT Prefab Cable
7	DCS-DO with Relay Terminal Block	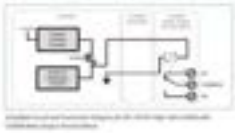	12	0,82mm^2	DT-INT-2DMCV-363	DTADPTR-2DMCV-0124	DT-CBL-1749-1-2-XX
8	SIS-AI		12	0.14mm^2	DT-INT-SUBD25M-243	DTADPTR-D25-0012	DT-CBL-1586-1-XX
9	SIS-AO	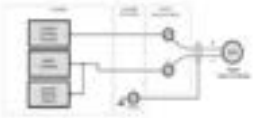	12	0.14mm^2	DT-INT-SUBD25M-243	DTADPTR-D25-0012	DT-CBL-1586-1-XX
10	SIS-DI	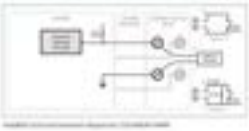	12	0.14mm^2	DT-INT-SUBD25M-243	DTADPTR-D25-0012	DT-CBL-1586-1-XX
11	SIS-DO 500mA	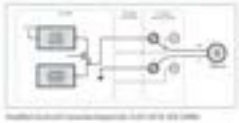	12	0,82mm^2	DT-INT-2BLT12-242	DTADPTR-2BLT-0012	DT-CBL-1587-1-2-XX
12	4-20mA (2W) 4-20mA (3W with external power supply 4-20mA (4W) RTD	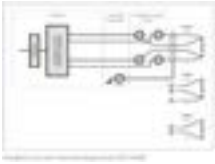	12	18P 0.34mm^2	DT-INT-AI12	DTADPTR-D37-0124	DT-CBL-2034-1-ZH-XX

ديونز آند تايدز سولوشنز
Dunes and Tides Solutions

Facility No. 81, EIDA7499, 7499
Dammam 1266, 3935, Dammam 34324
Kingdom of Saudi Arabia

+966 0592984757 info@duneandtides.com

www.duneandtides.com